

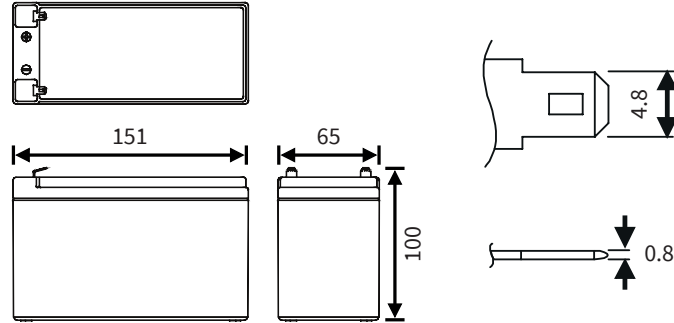
CPW 35-12

Long life High Rate AGM battery (8-10 years)



Dimensions (mm)

Standard terminal (mm)



Typical applications

- UPS systems
- Data centers
- Telecom systems
- Security systems
- Emergency lighting
- Air traffic power stations
- Start boosters
- Medical equipment

Features

- Valve Regulated Maintenance Free (VRLA)
- Absorbent Glass Mat Technology (AGM)
- Built to comply with DIN 43534, IEC896-2, BS6290-pt.4
- Low self discharge
- Classified as non-spillable and Non Dangerous goods by IATA, FAA, ADR, IMDG
- Can be discharged or stored in any position without leakage
- Battery cannot be charged while upside down
- Produced under ISO 9001 & ISO 14001

| | |
|----------------------------------|---------------------------------|
| Nominal voltage | 12 V |
| Nominal capacity (1.75V/c, 25°C) | 20Hr: 7.00 Ah 10Hr: 6.65 Ah |
| Nominal power (1.75V/c, 25°C) | 10Min: 33.67 W/cell |
| Internal resistance | ≤25mΩ (fully charged) |
| Maximum charge current | 2.1 A |
| Maximum discharge current | 105 A (max. 5 sec) |
| Float use / Cycle use | 13.5 - 13.8V / 14.4 - 15.0V |
| Self discharge | Lower than 3% per month |
| Operating temperature range | -20°C ~ 50°C |
| Designlife (20°C) | 8 - 10 years in float (EUROBAT) |
| Standard terminal | Faston 4.8mm (T1) |
| Housing material | ABS (UL94-HB) |
| Dimensions Length | 151 mm |
| Dimensions Width | 65 mm |
| Dimensions Height | 100 mm |
| Approximate Weight | 2.20 kg |
| Packing | 8 pcs / box |

*: 5 years warranty optional. Warranty valid for stand-by use only. Additional terms and conditions may apply. Ask your Cellpower representative.

Constant Current Discharge (Amps) at 25 °C (77°F)

| F.V/TIME | 5 Min | 10 Min | 15 Min | 30 Min | 1 Hr | 3 Hr | 5 Hr | 10 Hr | 20 Hr |
|------------|-------|--------|--------|--------|------|------|-------|-------|-------|
| 1.80V/cell | 22,8 | 16,4 | 13,0 | 7,53 | 4,28 | 1,70 | 1,172 | 0,655 | 0,345 |
| 1.75V/cell | 26,9 | 17,8 | 13,6 | 7,81 | 4,41 | 1,73 | 1,190 | 0,665 | 0,350 |
| 1.70V/cell | 28,6 | 18,4 | 14,0 | 7,99 | 4,49 | 1,75 | 1,196 | 0,668 | 0,352 |
| 1.65V/cell | 29,8 | 18,8 | 14,3 | 8,11 | 4,54 | 1,76 | 1,201 | 0,670 | 0,353 |
| 1.60V/cell | 30,8 | 19,2 | 14,6 | 8,19 | 4,59 | 1,77 | 1,204 | 0,670 | 0,353 |

Constant Power Discharge (Watts) per Cell* at 25 °C (77°F)

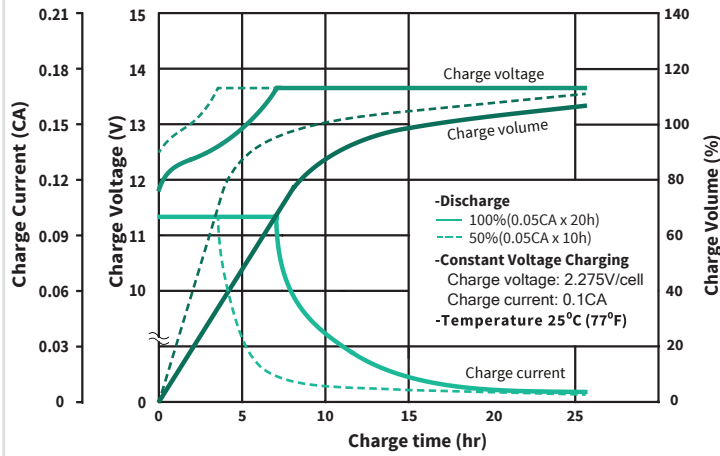
| F.V/TIME | 5 Min | 10 Min | 15 Min | 30 Min | 1 Hr | 3 Hr | 5 Hr | 10 Hr | 20 Hr |
|------------|-------|--------|--------|--------|------|------|------|-------|-------|
| 1.80V/cell | 42,17 | 31,00 | 24,83 | 14,80 | 8,48 | 3,40 | 2,35 | 1,31 | 0,690 |
| 1.75V/cell | 48,83 | 33,67 | 26,00 | 15,37 | 8,75 | 3,47 | 2,38 | 1,33 | 0,700 |
| 1.70V/cell | 51,83 | 34,83 | 26,83 | 15,72 | 8,90 | 3,50 | 2,39 | 1,34 | 0,703 |
| 1.65V/cell | 54,17 | 35,67 | 27,50 | 15,93 | 9,02 | 3,53 | 2,40 | 1,34 | 0,707 |
| 1.60V/cell | 56,00 | 36,33 | 28,00 | 16,10 | 9,10 | 3,55 | 2,41 | 1,34 | 0,707 |

Constant Current / Power Discharge (Amps / Watts) per Cell* at 25 °C (77°F)

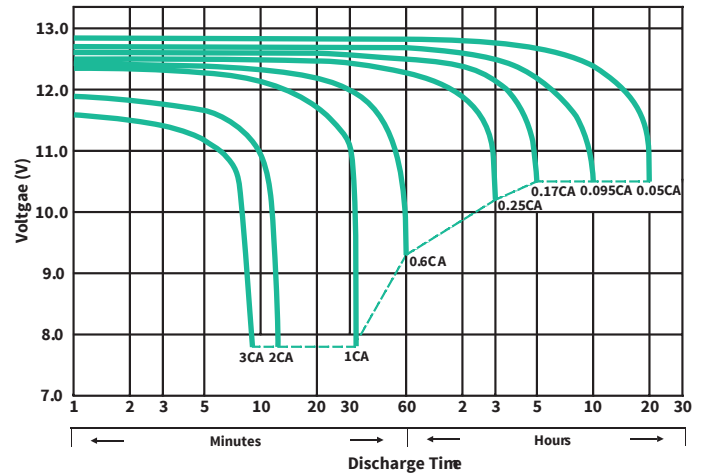
| F.V/TIME | 5 Min | 10 Min | 15 Min | 30 Min | 1 Hr | 3 Hr | 5 Hr | 10 Hr | 20 Hr |
|------------|---------|---------|---------|---------|--------|--------|---------|---------|---------|
| 1.75V/cell | 26.9 A | 17.8 A | 13.6 A | 7.81 A | 4.41 A | 1.73 A | 1.190 A | 0.665 A | 0.350 A |
| 1.75V/cell | 48.83 W | 33.67 W | 26.00 W | 15.37 W | 8.75 W | 3.47 W | 2.38 W | 1.33 W | 0.70 W |

*: Battery consists of 6 Cells

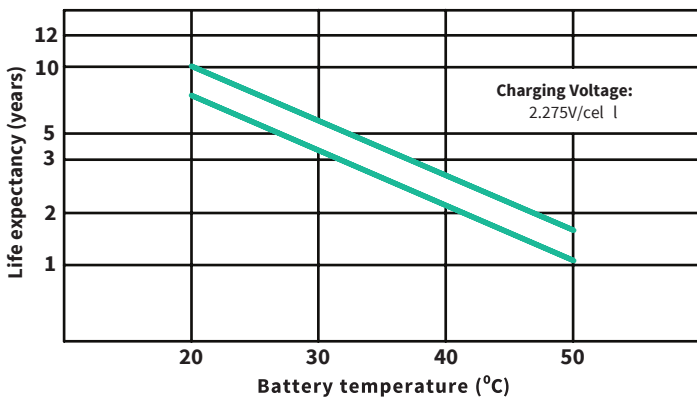
Charge characteristics



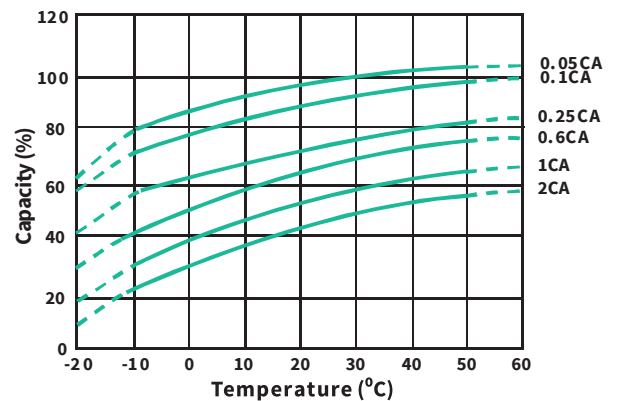
Discharge characteristics



Life expectancy in relation to temperature



Capacity in relation to temperature



Models available

| Model | Voltage | Capacity (Ah) | Dimensions (mm) | Weight (kg) |
|------------|---------|---------------|-----------------|-------------|
| CPW 30-12 | 12 | 5.0 | 90x70x106 | 1.80 |
| CPW 35-12 | 12 | 7.0 | 151x65x98 | 2.20 |
| CPW 35-12L | 12 | 7.0 | 151x65x98 | 2.20 |
| CPW 50-12 | 12 | 8.5 | 151x65x100 | 2.75 |
| CPW 80-12 | 12 | 13 | 151x98x98 | 4.20 |
| CPW 110-12 | 12 | 21 | 181x76x166 | 6.50 |
| CPW 140-12 | 12 | 28 | 165x125x175 | 9.60 |
| CPW 160-12 | 12 | 33 | 195x129x168 | 11.25 |
| CPW 200-12 | 12 | 40 | 197x165x171 | 14.30 |
| CPW 270-12 | 12 | 55 | 228x139x207 | 17.80 |
| CPW 390-12 | 12 | 80 | 261x173x207 | 26.00 |
| CPW 440-12 | 12 | 88 | 261x173x207 | 26.40 |
| CPW 530-12 | 12 | 110 | 330x173x218 | 34.30 |
| CPW 650-12 | 12 | 135 | 344x173x277 | 41.10 |
| CPW 750-12 | 12 | 155 | 344x173x277 | 45.50 |

Cellpower family

Cellpower supplies a broad range of reliable AGM, GEL and Lithium batteries. Each product series has its own unique characteristics, so that there is a suitable battery for every application with its associated specific usage profile. Combined with the right Cellpower battery accessories, you are able to assemble a high-quality and reliable battery system.

The sealed, maintenance-free GEL battery type has a long operational lifetime. When used correctly, the technology offers dependable, lasting service. Additionally, GEL batteries exhibit very little self-discharge when compared with other lead-acid batteries. Sealed lead-acid batteries require low maintenance and do not need to be refilled with water or other liquids.

